

# Illinois School Health Center Report Card FY 2008: Suburban Chicago

7 School Health Centers in suburban Chicago report the following:

32 schools in 2 counties  
 94% are in Title I schools  
 60% are low-income students

5 serve grades 9 - 12  
 2 serve multiple schools

Enrollment, Users and Total Visits	
Enrolled to receive services	11,693
Users	4,070
Total Visits (not including health education)	11,299

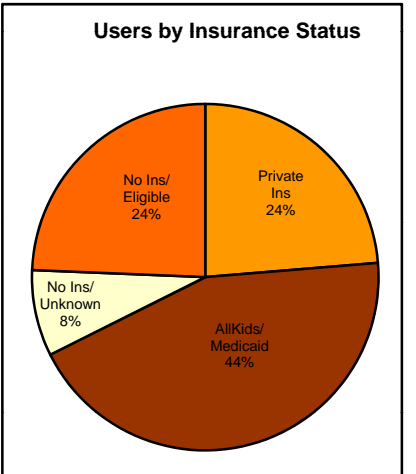
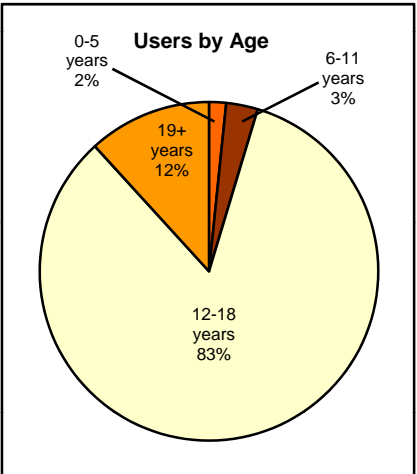
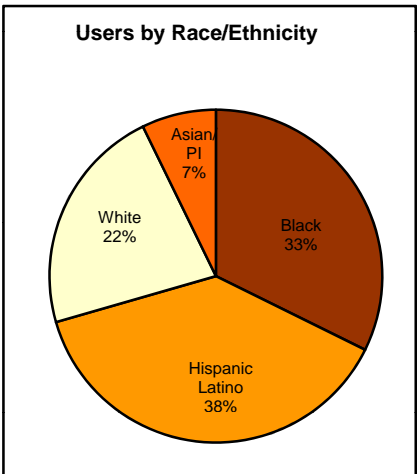
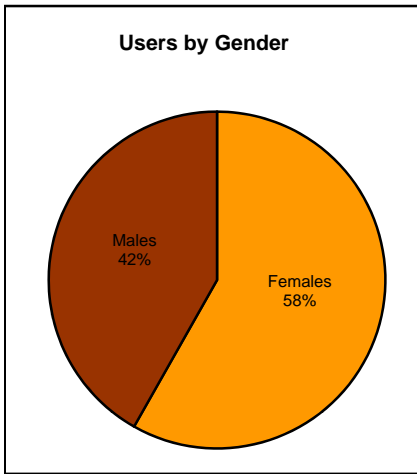
Visits by Provider Type	
Medical	8,783
Mental Health	2,386
Oral Health	130

**Top Reasons for School Health Center Visits**

- Health Maintenance/Preventive Services
- Reproductive Health
- Mental Health
- Respiratory Diseases
- Symptoms
- Injuries

**Top Reasons for Mental Health Visits\***

- Depressive Disorder
- Adjustment Disorder
- Attention-Deficit/Hyperactivity Disorder
- Conduct Disorder
- Posttraumatic Stress/Anxiety Disorders



Data sources: DHS FY08 SHC Annual Report; ISBE FY08 eReport Card; NCES Public School Search  
 \*statewide data

# Suburban Chicago (not including Chicago) School Health Centers Reporting Data for FY08

## DHS certified

Aunt Martha's School-Linked Health Center\*  
Chicago Heights  
Aunt Martha's Youth Services

Aurora East High School\*  
Aurora  
Visiting Nurses Association of Fox Valley

Evanston Township High School\*  
Evanston  
Evanston Township High School, Evanston Hospital and Evanston County Health Department

Maine East Township High School\*  
Park Ridge  
Maine East High School

Morton East High School\*  
Cicero  
Cook County Bureau of Health Services

Proviso East High School\*  
Maywood  
Loyola University School of Nursing

## Not DHS certified

Aunt Martha's School-Linked Health Center\*  
Aurora  
Aunt Martha's Youth Services

\* receives funding from IDHS